

The purpose of the local Cross Connection Control Program is to ensure safe drinking water is available to everyone in the community. As a service of the local public drinking water system, this educational brochure is intended to inform the building occupant or owner of potential hazardous connections to the internal plumbing system which also supplies safe potable drinking water.


Common connections to the internal water supply plumbing can pose a hazard if the appropriate and approved "backflow preventer" is not installed as required by state plumbing code.

View our website to see an inspection video!

Thank You for your cooperation!

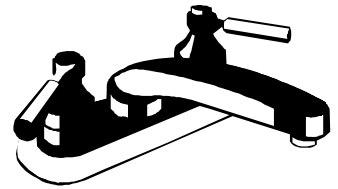
Marshfield Utilities
2000 South Central Avenue
Marshfield, WI 54449
Phone: 715-387-1195
Fax: 715-389-2016
Website:
www.marshfieldutilities.org

Public Safety ...
To avoid contamination, backflow preventers are required by state plumbing codes wherever there is an actual or potential hazard for a Cross-connection. The Wisconsin Department of Natural Resources requires that all public water suppliers maintain an ongoing Cross Connection Control Program involving public education, onsite premise inspections and corrective actions by building owners.



Marshfield Utilities
2000 South Central Avenue
Marshfield, WI 54449
Phone: 715-387-1195
Fax: 715-389-2016

COULD YOU BE
CONTAMINATING
YOUR DRINKING
WATER?



Cross Connection Hazards

**Bathrooms
&
Kitchens**

What is a Cross Connection?

A cross connection is a direct or potential arrangement of drinking water piping that is or can be connected to any water, liquid or gas not intended for human consumption. State plumbing codes require approved backflow prevention devices, assemblies or methods to be installed at every point of water connection and use.

How Can Contamination Occur?

Water normally flows in one direction, from the municipal water system through the customer's cold or hot water plumbing, to a plumbing connection. Under certain conditions water can flow in the reverse direction. This is known as **backflow**.

What is Backflow?

Backflow is when the water in your pipes (the pipes after the water meter) travels backward. There are two situations that can cause the water to flow backward or backflow, Back-siphonage or Backpressure.

What is Back-Siphonage?

Back-Siphonage may occur due to a loss of pressure in the municipal water system during a fire emergency, a water main break, or a system repair. This creates a siphon in the plumbing system which can draw water out of a sink or bucket through a submerged hose.

What is backpressure?

Backpressure may be created when a source of pressure, such as a boiler, creates a water pressure greater than the pressure supplied from the municipal water system. This may cause potentially contaminated water to be pushed into your plumbing system and the city water supply through an unprotected cross connection.

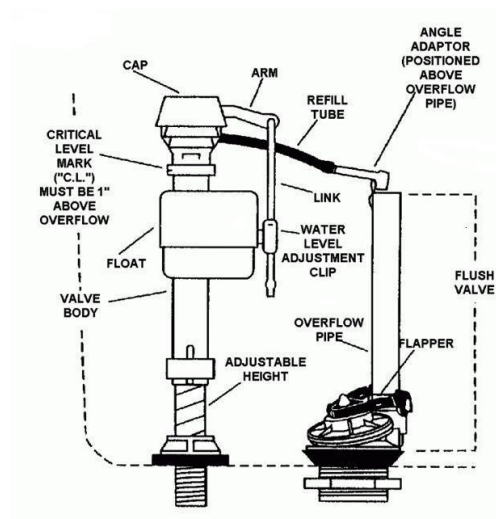
The Local Ordinance Prohibits ...

The local Cross Connection Control Ordinance 16.25 was adopted to help ensure safe drinking water for everyone connected to the public water supply. This ordinance authorizes the local water purveyor to disconnect water supply in the event of unprotected cross connections. Reasonable time is allowed for making required connections for violations identified during the on site survey. Please contact Marshfield Water Utility for specific requirements for compliance.

Toilet Tank Backflow Hazard

All toilet tanks are supplied water from the same piping that supplies the drinking water within a building. It is important and required that all toilet tanks have the approved ASSE 1002 Anti-siphon Ballcock Assembly backflow preventer installed to prevent backflow into the drinking water supply. Most toilets come from the manufacturer with the proper device already installed; however not all do. In addition, there are unapproved products sold at retailers which do not meet the state code requirements for backflow prevention.

ASSE #1002 Approved Ball Cock Assembly

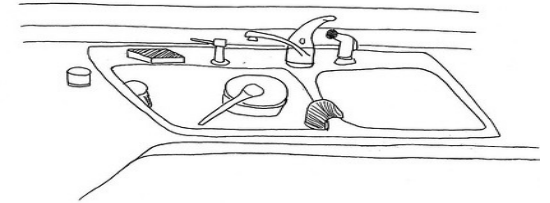


Here's how to ensure the approved device for your toilet tank installed:

- Look for the ASSE #1002 Standard symbol on device/packaging.
- Replace any unapproved devices with an approved ASSE #1002 device. The average cost for a do-it yourself type device, available at home improvement stores is \$12-\$22.
- Verify "Critical Level", or "CL" mark on the device is 1" above the top of the overflow tube.
- Call Marshfield Water Utility for free advice.
- Consult with a licensed Plumber.

Kitchen Area Backflow Hazards

Hoses connected to sinks/faucets, dishwashers, and water treatment devices may create a potential backflow hazard if not properly isolated with backflow prevention devices or methods.



DO:

- Prevent the end of any hose from being submerged in any sink, tub, or vessel connected to the sewer drain system or a source of contamination.
- Ensure dishwashers are installed with the proper "air-gap" device (most newer systems have internal air gaps). Contact the manufacturer if you have questions.
- Install Hose Bibb Vacuum Breakers (ASSE Approval #1011) on all threaded faucets around your home.
- Ensure any water treatment system drain lines, such as from water softeners, have the proper "air-gap" of a minimum of 1 inch above the top of any drain, or sink rim.
- Call Marshfield Water Utility if you are in question of a water connection in your kitchen, bathroom or home which may be a backflow hazard.

DON'T:

- Submerge kitchen sink, laundry tub, or shower hoses in buckets, pools, tubs, or sinks.
- Use spray attachments without a backflow prevention device.
- Use a hose to unplug blocked toilets or sewer piping.